



# THE SEED

A Newsletter From Your...

**DENVER APPLE PI**  
Macintosh User Group

January 2018

<http://www.denverapplepi.com>

Vol. 39, No. 1

**Denver Apple Pi**  
Mac SIG & Help SIG Meetings are held at  
Applewood Community Church  
12930 W 32nd Avenue  
Golden CO 80401  
7 to 9 pm  
*SEE WEBSITE FOR MAP*

2018 DAPi Calendar		
Mac SIG	Jan 16	3 <sup>rd</sup> Tues
Help SIG	Jan 25	4 <sup>th</sup> Thurs
Mac SIG	Feb 20	3 <sup>rd</sup> Tues
Help SIG	Feb 22	4 <sup>th</sup> Thurs
Mac SIG	Mar 20	3 <sup>rd</sup> Tues
Help SIG	Mar 22	4 <sup>th</sup> Thurs
Mac SIG	Apr 17	3 <sup>rd</sup> Tues
Help SIG	Apr 26	4 <sup>th</sup> Thurs
Mac SIG	May 15	3 <sup>rd</sup> Tues
Help SIG	May 24	4 <sup>th</sup> Thurs
Mac SIG	June 19	3 <sup>rd</sup> Tues
Help SIG	June 28	4 <sup>th</sup> Thurs

## Table of Contents

DAPI Membership .....	1
Coming Events .....	2
Reminders .....	2
iPhone \$29 Battery Replacements in 2018 .....	2
Recording the Screen On Your iOS 11 iPhone Or iPad .....	2
How to Make a Screen Recording Using Quick-Time App .....	3
"How Do I Force Pictures Taken with iPhone to Download to Photos on Desktop Mac?" .....	3
Spectre and Meltdown – The Latest Security Problems for Our Devices .....	4
Shanghai Apple Store.....	5

### Mac SIG Meeting January 16, 2018

**Presenter: Larry Fagan**  
**"Using the GraphicConverter App"**

Did you know you can unskew your photos using GraphicConverter? With over 1.5 million loyal users, it is described as the "universal genius for photo editing on the Mac." GraphicConverter for Mac lets you create, edit, and convert all kinds of images, and it's compatible with hundreds of file formats.

<https://www.lemkesoft.de/en/products/graphicconverter/key-features/>

### MEMBERSHIP DUES FOR JANUARY 2017

<b>Fred Berkman</b>	<b>Ken McEntire</b>
<b>Bill Cronin</b>	<b>Mary Porter</b>
<b>Rich Didier</b>	<b>Milan Srnka</b>
<b>Rosalyn Kirkel</b>	


Membership dues for DAPi are \$15 per year and you will receive the monthly newsletter, *The Seed*, via email in PDF format. If you prefer, you can pay \$20 and receive a snail mail copy of the newsletter. You can bring your payment to the monthly meetings or you can mail your remittance to the club mailing address: Denver Apple Pi, 6501 Welch Court, Arvada, CO 80004.

**COMING EVENTS:**

February 20 Mac SIG Meeting: Tom King will present "Affinity," a photo editing app that uses sophisticated tools for enhancing, editing and retouching your images in an incredibly intuitive interface....

**REMINDERS:**

- Help SIG—Call Elissa to get your name/problem on the list so our DAPi Help people will be prepared. You will need to bring your computer, your own power cord, mouse, and keyboard. Elissa will keep a sign-up list for those asking for help at the Help SIG meetings so members can be helped in a prioritized way. Drop-ins are welcome. Contact Elissa at [elis-samc@comcast.net](mailto:elis-samc@comcast.net) or at 303.421.8714
- Tom King says if you have questions about Excel for Mac, the spreadsheet software program, bring your questions to the Help SIG meeting. Please call Elissa in advance.
- Need help with iPad, iPhone? If you would like assistance with navigating and synchronizing your iPad and iPhone, bring them to the Help SIG meeting. Notify Elissa what help you need, and we will try to get the problems resolved.



At the Mac SIG meeting on January 16, 2018, we will have a sign-up sheet for members to list suggestions for future meeting topics. Also, if you wish to present a program, show that too.

**iPHONE \$29 BATTERY REPLACEMENTS IN 2018**

If you own any of these iPhones—iPhone 6, iPhone 6 Plus, iPhone 6s, iPhone 6s Plus, and iPhone SE— in January 2018 Apple will offer replacement batteries for out-of-warranty phones for a reduced price of \$29 (vs. \$79) without needing a device check. You must call your Genius Bar to get scheduled. The reduced price is also available at some third-party retailers and repair shops, as long as they are designated as an official Apple Authorized Service Provider. We are warned there may be a wait, so if your phone has been having slow-down problems as has been discussed in the news, call your local Apple Store Genius Bar to get scheduled. Batteries do deteriorate with age and usage, so decide whether you need a new battery. Apple says:

*Early in 2018, we will issue an iOS software update with new features that give users more visibility into the health of their iPhone's battery, so they can see for themselves if its condition is affecting performance.*

**RECORDING THE SCREEN ON YOUR iOS 11 iPHONE OR iPad**

Gary Rosenzweig has a new MacMost video #1545 that shows how you to record what's on your iOS 11 device screen. This feature is new in iOS 11 and **requires no other device**. Gary's video shows you how to set up your iPhone or iPad using iOS 11 to record both sound and video. **Force-click the record button and you can select on/off for the mic.**

<https://macmost.com/recording-the-screen-on-your-iphone-or-ipad.html>



## HOW TO MAKE A SCREEN RECORDING USING QUICKTIME APP

<http://www.therealmacgenius.com/2017/12/how-to-take-a-screen-recording/>



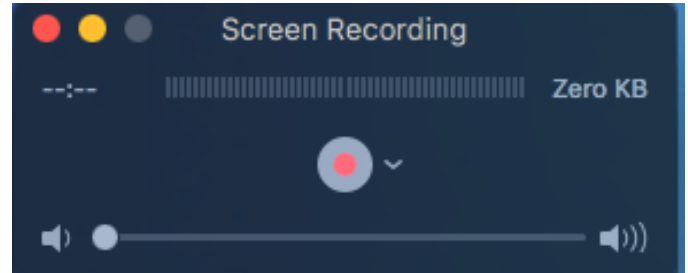
Using osX, you can make a screen recording without too much of a hassle on your Mac. You can record the

sound as well and you can even record your own voice explaining what you're viewing. The example given on [The Real Mac Genius](#) suggests you might even send a recording to your grandmother (who me?) explaining how to do great things on your computer. Or, as some grandsons are wont to do, record how you blast some intruder with your weapon of choice. Here are two ways to get to QuickTime and open your "New Screen Recording" screen.

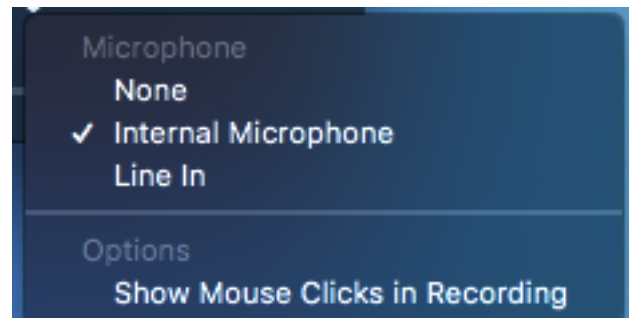
1. Open QuickTime Player (Type Command+Spacebar, type QuickTime Player, and press Enter. Go to File in top menu bar and select "New Screen Recording.")
2. Go to Finder, click on Applications in Sidebar. Locate QuickTime App in the list and double click on it.

Then on your desktop screen, select your photo or whatever you wish to make a recording of. Next, under QuickTime Player menu, select "File," and then select from

- New Movie Recording
- New Audio Recording
- New Screen Recording



Click on down arrow for microphone choices (see below). Then click the red button to begin your recording.



Select your choice

And finally, you will be given a choice to record the full screen, or to drag and outline part of the screen.



## "HOW DO I FORCE PICTURES TAKEN WITH iPhone TO DOWNLOAD TO PHOTOS ON DESKTOP MAC?"

Gary Rosenzweig from MacMost gives instructions on how to download your photos from your iPhone. **This may seem elementary until you have lost photos that are involved with iCloud.**

1. Log into same iCloud account on both iPhone and Mac – Make sure iCloud Photo Library is turned on in both.
2. Make sure your iPhone charged, plugged into power and connected to Wi-Fi. iPhone won't upload if it thinks you will

drain your battery too much or use your mobile data plan.

3. Check iCloud.com web site, log in with same iCloud account and check the Photos section. If you see pictures there, it means your iPhone is uploading fine and the problem is on the Mac end. If they aren't there, then the problem is with your iPhone.
4. Another thing to check is turn iCloud Photo Library off for problem device and then back on. Then wait for it all to sync. Or you can try to log out of iCloud completely on the problem device and then log back on again. Both of these trigger things to be checked and restarted, so either may help. The first is simpler as it only affects your photos, whereas the second is more extreme as it affects everything iCloud.

<https://macmost.com/forum/how-do-i-force-pics-taken-with-iphone-to-download-to-photos-on-desktop-mac.html>

“Yes, if you delete **your photos** from iCloud Photo Library, they’re deleted everywhere.”

Read more about moving and keeping your photos.

<https://www.macworld.com/article/3152646/photography/don-t-delete-your-photos-after-turning-on-icloud-photo-library.html>



## SPECTRE AND MELTDOWN – THE LATEST SECURITY PROBLEMS FOR OUR DEVICES

*Spectre hits everyone, but Meltdown only hits Intel and ARM [chips] (used by Apple).*

The latest security threats to our devices, including Macs, iPhones, iPads and iTV, are named Spectre and Meltdown. Defined below are these bugs four different researcher groups around the world identified:

**Meltdown**—a gap in one of the most basic security defenses computers offer that isolate untrusted programs from accessing other processes on the computer or the deepest layers of the computer's operating system where its most sensitive secrets are kept. The feature they had exploited was introduced into Intel chips in the mid-1990s.

**Spectre**—leverages speculative execution to trick innocent programs or system processes on a computer into planting their secrets in the processor's cache, where they could be leaked out to a hacker performing a Meltdown-like timing attack.

<https://www.wired.com/story/meltdown-spectre-bug-collision-intel-chip-flaw-discovery/>

So, what do we need to do to maintain our Apple device's security? And what happens



to older Mac operating systems that no longer are supported by Apple. Here are some familiar guidelines to follow:

1. Since exploiting many of these issues requires a malicious app to be loaded on your Mac or iOS device, **download software only from trusted sources such as the App Store.**
2. **Use an updated web browser that contains relevant patches.**
3. Firefox version 57 and later are apparently patched.
4. Google Chrome will apparently be patched on January 24 with version 64 or later.
5. Safari will apparently be patch in near future for Mac, iPhone, and iPad.
6. **Install security updates and/or system software updates** when available.

It isn't clear when or if Apple will issue security update patches for prior versions of Mac OS system software. Previously, Apple issued updates for the prior two system software releases, i.e., Mac OS X El Capitan 10.11.6 and macOS Sierra 10.12.6. Some Mac OS users do not plan to upgrade to High Sierra likely because some previously installed software is not compatible with High Sierra.



## THE SHANGHAI APPLE STORE

The Shanghai Apple store shown here is in the district of high rises on the east bank of the Huangpu River, Lujiazui, China.

The tall building directly behind it (the second tallest in the world) is the Shanghai Tower that opened in 2016. The tower is 2,073 feet tall and is second in height to the Burj Khalifa in Dubai at 2722.5 feet.



Photo courtesy of Ken Goldman, Nov. 2017,  
taken with iPad Pro

To mark the opening of this Apple store in July 2010, the first 5,000 visitors received a commemorative T-shirt using the Apple logo and a new slogan: “Designed in California, made for China.”

*Upwardly mobile Chinese, ever on the lookout for products that can put a sheen on their social status, eagerly snap up iPhones and iPads, the ultimate gadget eye-candy — even for those who never learn how to use the devices. Mercury News, Bay Area News Group*

# Denver Apple Pi Membership Information

Denver Apple Pi (DAPI) is an Apple Computer Users Group, not affiliated with Apple Inc. The Seed is an independent publication not affiliated or otherwise associated with or sponsored or sanctioned by Apple Inc. The Opinions, statements, positions and views stated herein are those of the author(s) or publisher and are not intended to be the opinions, statements, positions or views of Apple Inc. Articles, stories, and other items in The Seed may be copied or used by other clubs or groups as long as credit is given to Denver Apple Pi and the author of the article. On reprints, please also include the date or volume number from The Seed.

MEMBERSHIP DUES are \$20.00 per year for a monthly hard copy of The Seed and \$15.00 per year for a monthly PDF copy. Fill in the form below or ask for an application to send with your check to the Club mailing address: DENVER APPLE Pi, 67501 Welch Ct, Arvada CO 80004. For information, call Elissa McAlear at 303.421.8714 about Apple II, GS and Mac. Email [elissamc@comcast.net](mailto:elissamc@comcast.net). Our web site is: <http://www.denverapplepi.com>

---

Mac SIG meets the THIRD Tuesday of the month, 7:00 to 9:00 p.m. Troubleshooter Group Help SIG meets the FOURTH Thursday of each month from 7:00 to 9:00 p.m. unless a holiday necessitates a change. Seed articles should be mailed to [jjetherton@comcast.net](mailto:jjetherton@comcast.net), subject: Seed article.

## Membership Form

Date \_\_\_\_\_  Renewal  New  Change  
Name \_\_\_\_\_  
Address \_\_\_\_\_  
City \_\_\_\_\_  
Phone(s) \_\_\_\_\_  
Email \_\_\_\_\_  
Kind of Computer: Apple II \_\_\_\_\_ GS \_\_\_\_\_ Mac \_\_\_\_\_ OS \_\_\_\_\_

## Denver Apple Pi Officers

President \_\_\_\_\_ Larry Fagan  
Vice President (Mac) \_\_\_\_\_ Tom King  
Vice President (Help) \_\_\_\_\_ Tammy Hanson  
Secretary \_\_\_\_\_ Elissa McAlear  
Treasurer \_\_\_\_\_ Larry Knowles  
Membership Chair \_\_\_\_\_ Herman Pflueger  
  
Appointees:  
Web Master: \_\_\_\_\_ Tammy Hanson  
Seed Editor: \_\_\_\_\_ Joyce Etherton  
Web Monitor: \_\_\_\_\_ Darlene Board

---

**Denver Apple Pi**  
**6501 Welch Court**  
**Arvada CO 80004-2333**

**FIRST CLASS MAIL — DATED MATERIAL**

***Return Service Requested***

